



Keeping our school green garden

eTwinning 2022-23





INDEX

INDEX

| | |
|------------------------------------|----|
| 1 TWinspace TUTORIAL | 4 |
| 2 NETIQUETTE FOR STUDENTS | 5 |
| 3 PARTICIPATING SCHOOLS | 6 |
| 4 WEBINAR ARRANGEMENTS | 12 |
| 5 Module 1 ^ | 20 |
| 5.1 SURVEY | |
| 5.2 ABOUT US | |
| 5.3 PROJECT LOGO CONTEST | |
| 6 Module 2 v | |
| Activities and lessons plans | 25 |
| 7 Module 3 v | |
| Controlled experiments | 32 |
| 8 Module 4 | |
| More about plants | 35 |
| 9 Module 5 | |
| Transplanting in the ground | 50 |
| 10 Module 6 | |
| Conclusion | 57 |



1.-TWINSPACE TUTORIAL

Here we share instructions about the use of Twinspace.

1. How to insert images in Twinspace Pages:

There are 3 ways:

- a. By uploading the image in Materials.
- b. You can upload an image while you are in the Edit page.
- c. You can upload an image while you are in the Edit page, by dragging and dropping it from your desktop

2. How to create an online meeting in Twinspace:

It is very important to take into account that the hours are in CET, so we have to relate it with our country's zone time.

https://school-education.ec.europa.eu/system/files/styles/large/private/group-130491/media-type-general/media-type-images/2022-11/create_an_online_meeting_in_twinspace.jpg?itok=u2KoekM2

3. How to join a created online meeting:

We click on the meeting exactly the time it starts.

https://school-education.ec.europa.eu/system/files/styles/large/private/group-130491/media-type-general/media-type-images/2022-11/1_establishing_connection_in_twinspace_live_meetings.jpg?itok=Dpfgaak9

We allow the use of our microphone.

We choose Microphone:

We click on green thumb up to run a test of our echo. It is a private check:

If we cannot hear the others or cannot be heard, this is may be because of not having selected something of the above. We can leave the meeting and re-enter by making the right selections.

2.-NETIQUETTE FOR STUDENTS

HOW TO PARTICIPATE IN STUDENTS FORUMS

Be nice

don't show hate in the comments

Respect other people's privacy

Don't write nonsense

Promote positive discussions

Behave in the same way as in real life

Treat people as you would like to be treated yourself

don't use all caps in your messages, because it is considered shouting

Read well what is written in a forum before replying: only post thoughts related to the discussion

Respect other opinions: you may say

Make your point in a positive way

Check the accuracy of what you've written before posting and don't criticize spelling or grammar mistakes of the other students

Give positive feedback, like "good job! I like the way you..."

Don't communicate your mail address or phone number

Be accurate and clear to avoid misunderstanding

Think before posting: make sure to share information that is true, inspiring, nice and kind

3.-Participating schools

•3ο Πειραματικό Δημοτικό Σχολείο Νέας Ιωνίας

- Nea Ionia Athens
- , Greece

•Osnovna škola Ivane Brlić-Mažuranić Ogulin

- Ogulin
- , Croatia

•CEIP CIUDAD DE NARA

- Toledo
- , Spain

Introduction

Members

Participating schools

- ICS di Aldeno-Mattarello di Mattarello

- Rovereto (Tn)
 - , Italy

- Scuola Statale Secondaria di I Grado "R. Monterisi" di Bisceglie

- Bisceglie (Bt)
 - , Italy

- ICS "Via Maniago" di Milano

- Milano
 - , Italy

- Scoala Gimnaziala Constantin Parfene Vaslui

- Vaslui
 - , Romania

- 2ο ΔΗΜΟΤΙΚΟ ΣΧΟΛΕΙΟ ΘΕΡΜΗΣ

- Θερμη
 - , Greece



from Athens Greece

Participating schools

• Hacı Ahmet Özbağı İlkokulu

- Kovancılar
- , Turkey

• CEIP Daniel Martín

- Alcorcón
- , Spain

• 11th Primary school of Nea Ionia - Athens - Greece

- Nea Ionia, Athens
- , Greece

• ALEXANDRU ȘTEFULESCU TG-JIU

- Târgu Jiu
- , Romania

• North Presentation Primary School

- Cork City
- , Ireland



from Athens Greece

Keeping our school green garden

Participating schools

• Ecole primaire Pierre Lostis

• 3ο Πειραματικό Δημοτικό Σχολείο Νέας Ιωνίας

• Tevfik İleri İmam Hatip Ortaokulu

• Jeronim de Rada

• La Haye-Pesnel

• , France

• Νέα Ιωνία

• , Greece

• Atakum

• , Turkey

• Elbasan

• , Albania

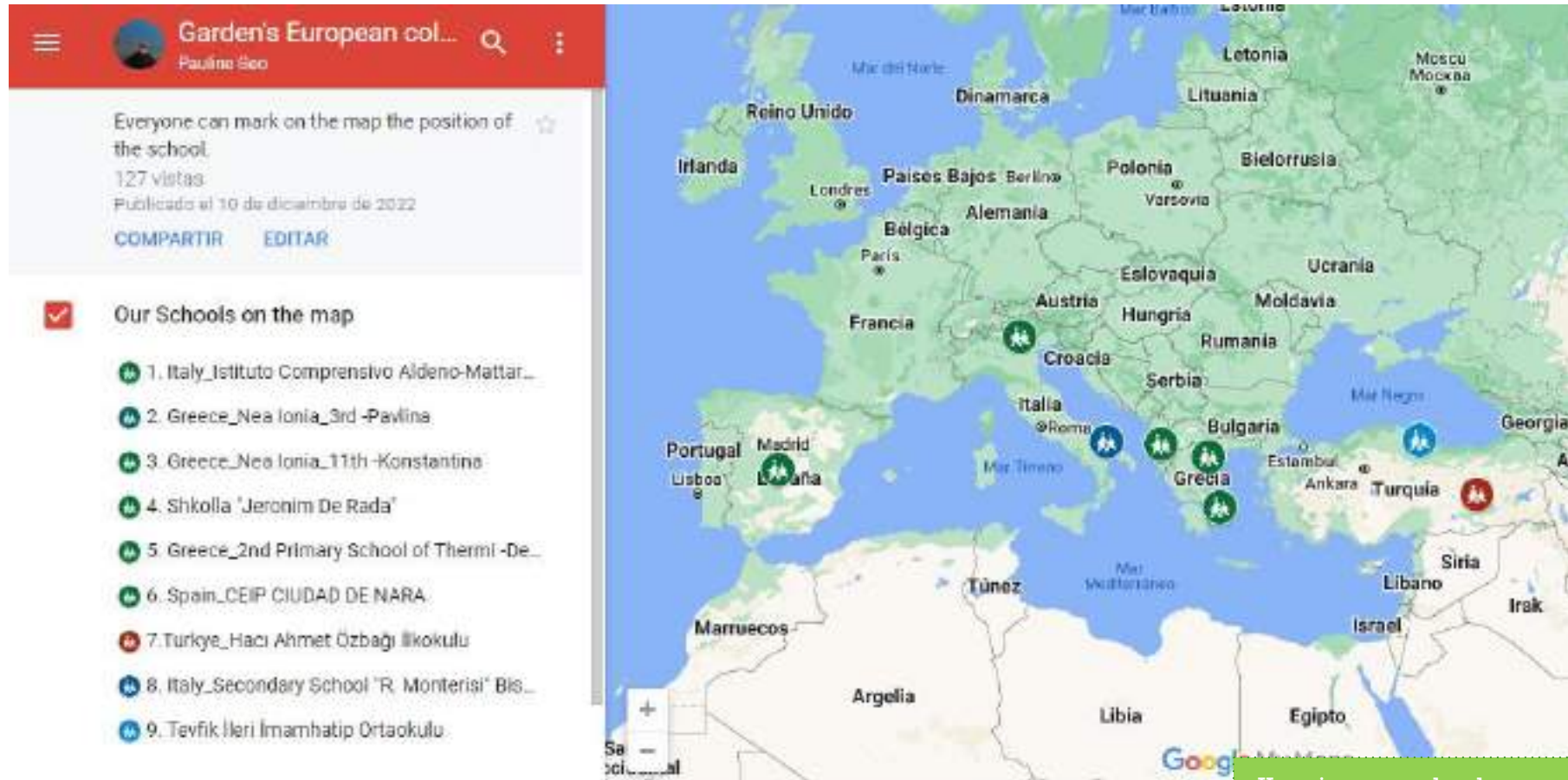


from Trento, Italy

Keeping our school green garden

GARDENS EUROPEAN COLLABORATION MAP

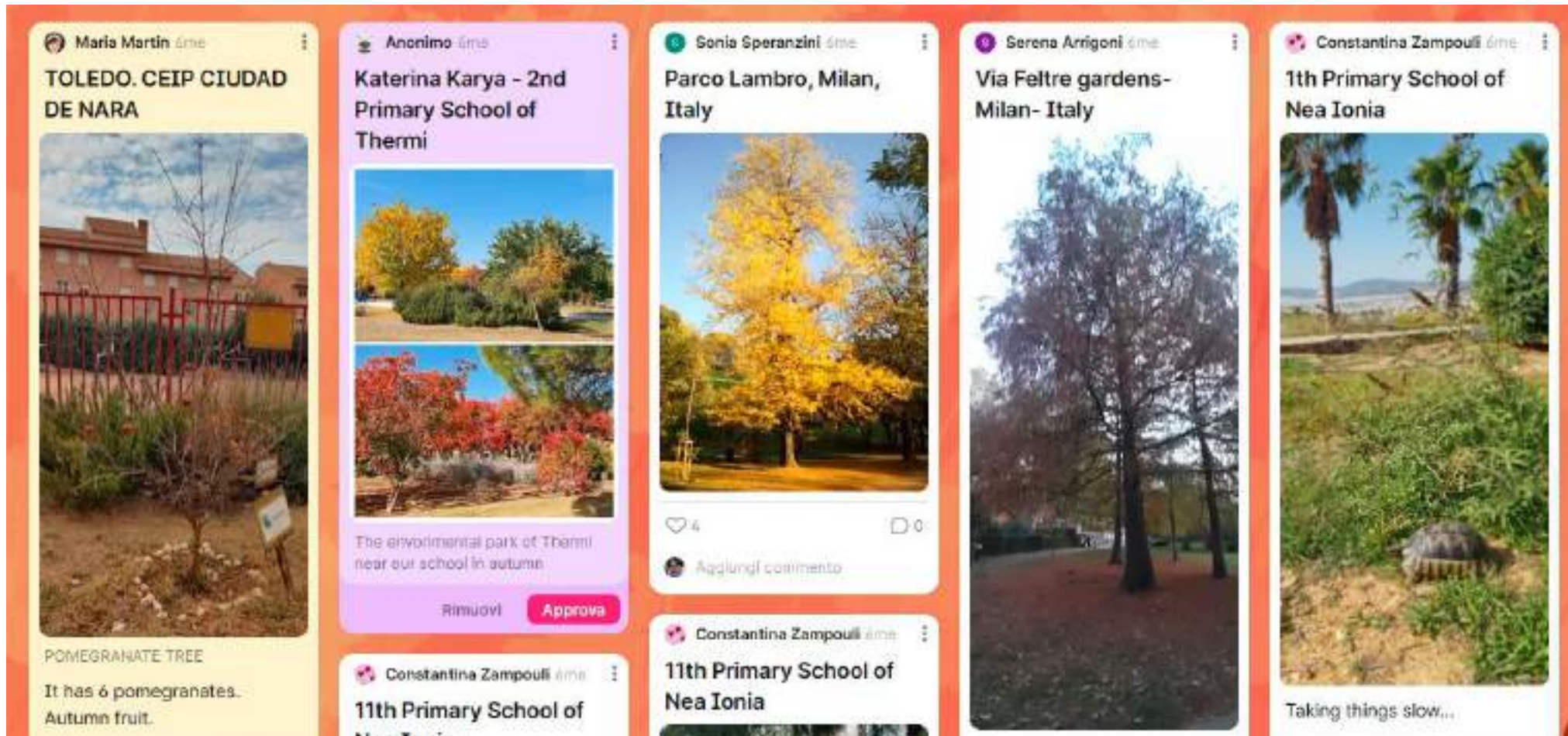
<https://www.google.com/maps/d/u/0/viewer?mid=12nRoliY1haPRpMuRpouT58PXNSCV12M&ll=43.099120575702585%2C26.193363060358067&z=4>



Keeping our school green garden

Info about our schools ...

https://padlet.com/sonia_speranzini/illcz8hy1fklhsdo





4.- WEBINAR ARRANGEMENTS

Presentation of the schools
Exchanges between schools

Webinar 02/11/2022

6th grade Greece - Athens_Nea Ionia_Pavlina

2nd Primary School of Thermi,6th grade

4B E. Fermi Primary School,

IC Via Maniago - Milan (Italy)

3rd Primary School of Nea Ionia

An interesting experience for pupils...they were delighted to join the meeting and all wanted to show everyone what they have achieved so far ..

having this experience they try to correct the mistakes and organise better the next Webinar

Greetings from Athens

Pauline



Webinar 02/11/2022 _6th grade Greece - Athens_Nea Ionia_Pavlina

Today it was our first webinar: E. Fermi Primary School (Milan - Italy), and two schools from Greece: Nea Ionia Athens e Θερμη!
Thanks Despina and Paulina for this wonderful opportunity!
Sonia



2nd Primary School of Thermi, 6th grade
We enjoyed our first online meeting on 2 November.
Thanks Sonia and Pavlina.
Despina

Activities: online meeting 13th May 2023

Today we had an on line meeting with the 11 Primary school of Nea Ionia in Athen (Greece).

Children of this class are 9 years old, like us.

This class go to school from 8 in the morning to 4 in the afternoon.

In the afternoon, they study and do homework, in our school instead in the afternoon we do lessons like in the morning.

We go to school from 8,30 in the morning to 4,30 in the afternoon.

They like gardening and they sing a beautiful song in Greek for us. Class 4B, Milan



Activities: online meeting 13th May 2023

This is a post from the greek point of view regarding today's meeting. My students were really excited to see your garden and they posed some interesting questions about gardening and watering the vegetables. They are looking forward to planting the Italian seeds (as soon as Sonia's class receives the greek seeds) so that we can see their growing. Needless to say that they asked no homework for weekdays, just weekends like you do!?!

**11 PRIMARY SCHOOL - NEA IONIA -
ATHENS - GREECE**



Athens schools 1st video conference

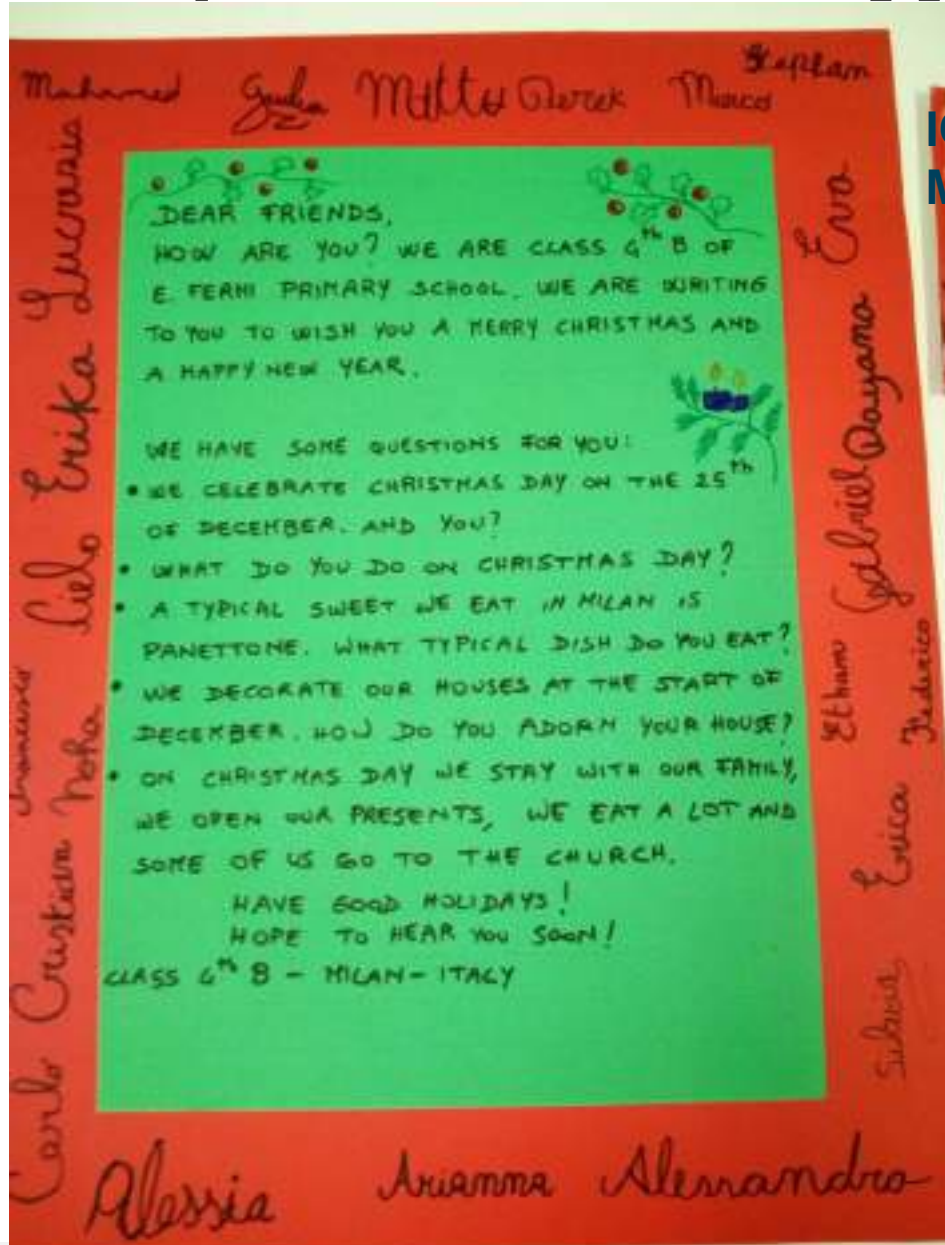
Dear partners,
Konstantina and myself from Athens we found that coincidentally our schools belong to the same district....which is a very pleasant surprise for all of us. We thought to try a video conference (just to try the new platform) for our students, which is not very easy because our teaching hours do not coincide, but we finally succeeded and here we share the photo!!
Pauline

Activities

Exchanges between schools

Merry Christmas and happy new year!

IC VIA MANIAGO,
MILAN, ITALY



IC MATTARELLO,
TRENTO, ITALY





11th Primary School of Nea Ionia,
GREECE



2nd Primary School of
Thermi, GREECE

ÇEVİK SEVER/HACI AHMET ÖZBAĞI
İLKOKULU/TURKİYE



5.-MODULE 1

5.1 SURVEY

5.2 ABOUT US

5.3 PROJECT LOGO CONTEST

5.1.-SURVEY: How green is your thumb?

<https://docs.google.com/forms/d/e/1FAIpQLSdd6BILXDECwMMMyVPXTnxFZ5eXzizUXQv3XcelOHGy7h7nbUg/viewform>



HOW GREEN IS YOUR THUMB?

SURVEY

5.2.-ABOUT US...

<https://padlet.com/giovanaferrari3/about-us-g6ib923n8w5n6qfo>

GIOVANNA FERRARI + 5 • 2me

ABOUT US

Introduce yourself ... with a bit of fantasy!

ch Grade. Toledo,
pain. CEIP Ciudad de
ara



Video • 00:34

ABOUT US-1

6th Grade. CEIP
CIUDAD DE NARA;
Toledo, SPAIN



Video • 00:43

ABOUT US

3rd Primary School,
Nea Ionia Greece Our
School



Joanna, Marianna,
Ilianna and
Constantina, 11th
Primary School of Nea
Ionia



PPTX

Our school_11th Primary School of
Nea Ionia

"Alexandru
Stefulescu" Secondary
School presentation-
Romanian team



10000000_5419735984792324_8558
983107807719164_n

gli from Greece



Nefeli



Sofia, 2nd Primary
School of Thermi



Let's introduce ourselves...

Class 3A-3B-3C Mattarello Primary School - Trento ITALY

by cl.
3A-3B-3C (ITALY)



5.3.-LOGO CONTEST





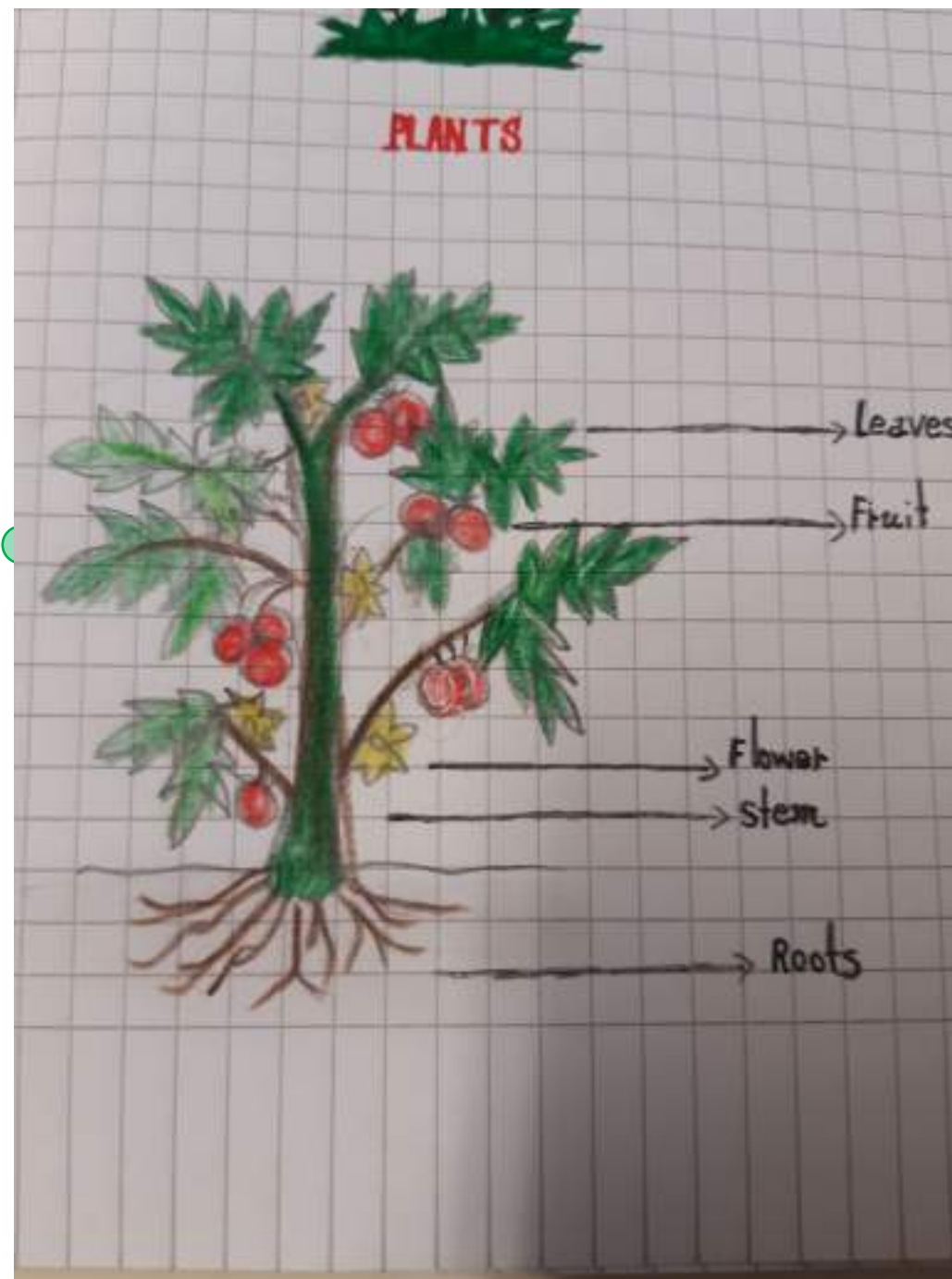
6.-MODULE 2

Activities and lessons plans

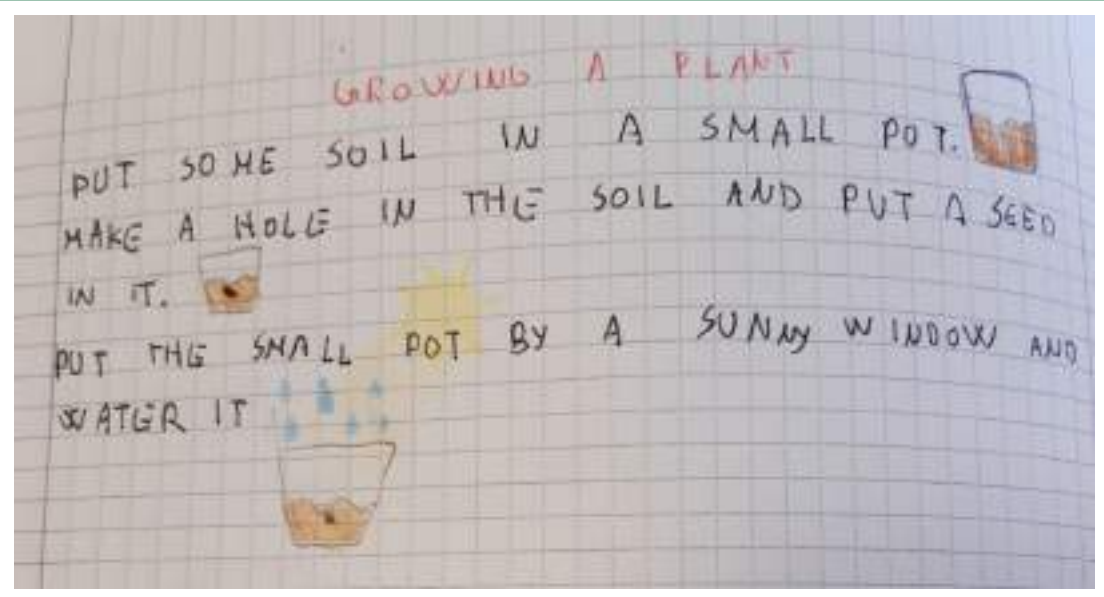
Here are our works and
experiences about plants
IC VIA MANIAGO
MILAN
Italy

Activities

Plants



IC VIA MANIAGO, MILAN, ITALY



SEEDS:
Planting, taking care and
observing
CEIP Ciudad de Nara
Toledo
Spain

Activities

Plants

OBSERVING AND
GROWING OUR
SEEDS



Like a plant...

Activities

Name the parts of a plant
by cl. 3A-B-C Mattarello Primary school Trento (ITALY)



Listen to our
voices!!

Activities

Video about the parts of a plant and their functions
by cl. 3A-B-C Mattarello Primary school Trento (ITALY)



Listen to our
voices!!

Activities

Video about the parts of a plant we eat
by cl. 3A-B-C Mattarello Primary school Trento (ITALY)

WHICH PART
OF THE PLANT
DO YOU EAT?

When I eat broccoll I eat the ...



When I eat a tomato I eat the ...



When I eat beans I eat the ...

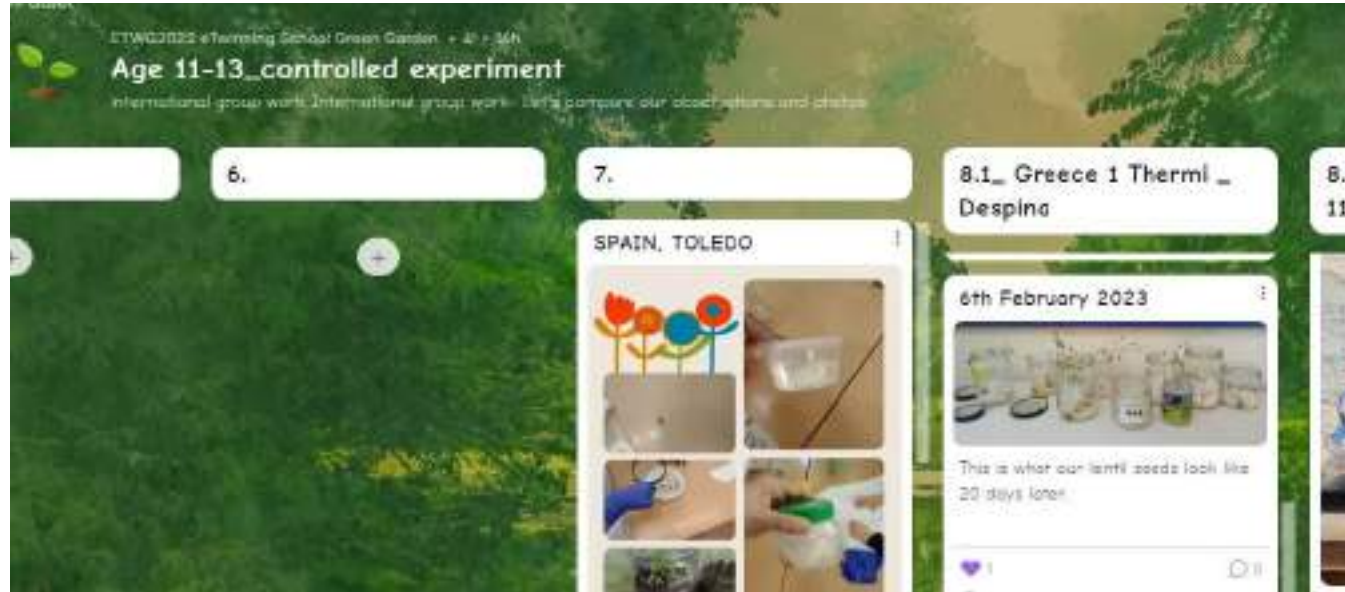


7.-MODULE 3

Controlled experiments

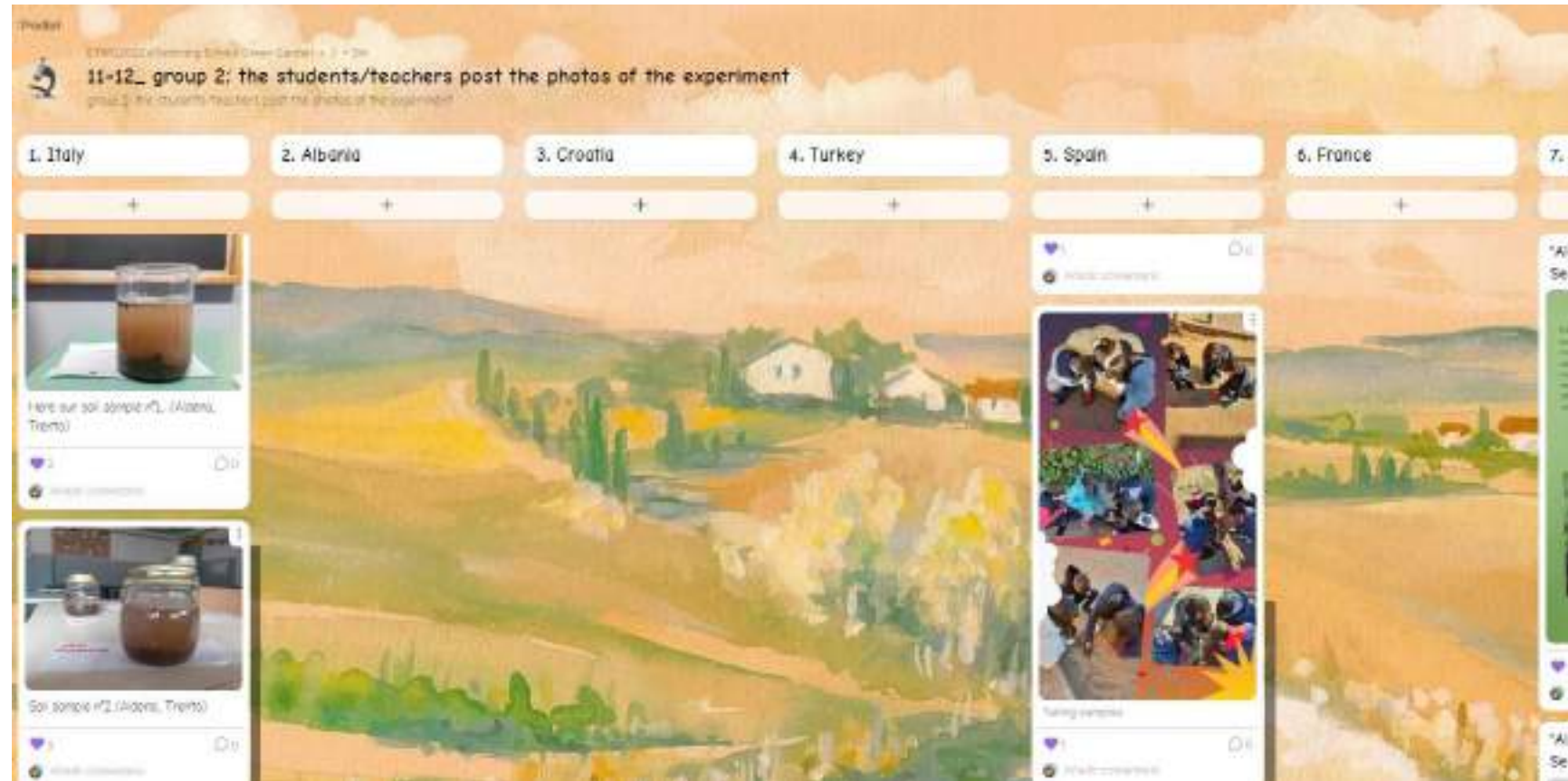
CONTROLLED EXPERIMENT

https://padlet.com/etwg2022/age-11-13_controlled-experiment-6plhp2b51r1or8vv



TAKING SAMPLES AND OBSERVING. (SOIL)

https://padlet.com/c_zampouli/observations-f168fibt9fu8



8.-MODULE 4

More about plants

CANVA about the parts of the trees, flowers and plants.

https://www.canva.com/design/DAFdGYwLpoo/jahul8xPh-IZuFD1YxVtmQ/edit?utm_content=DAFdGYwLpoo&utm_campaign=designshare&utm_medium=link2&utm_source=sharebutton

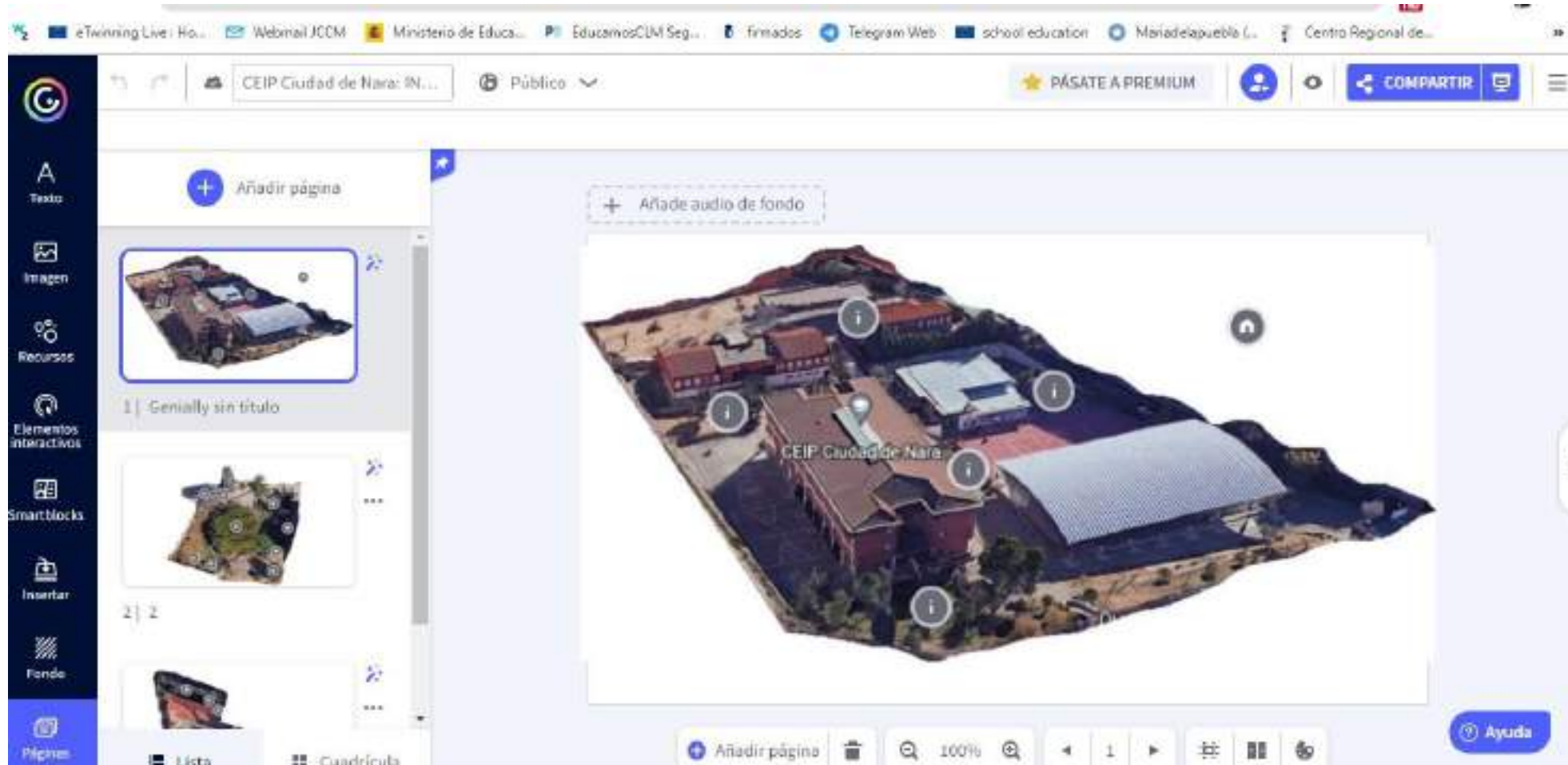
The 6th class of 2nd Primary School of Thermi, study and draw the parts of plants, flowers and trees.

Stella Gkogkou, Despina Tzitzibasi, Katerina Karya



GENIALLY: My school green garden

Toledo, CEIP Ciudad de Nara
Maria de la Puebla Martín Gómez



Keeping our school green garden

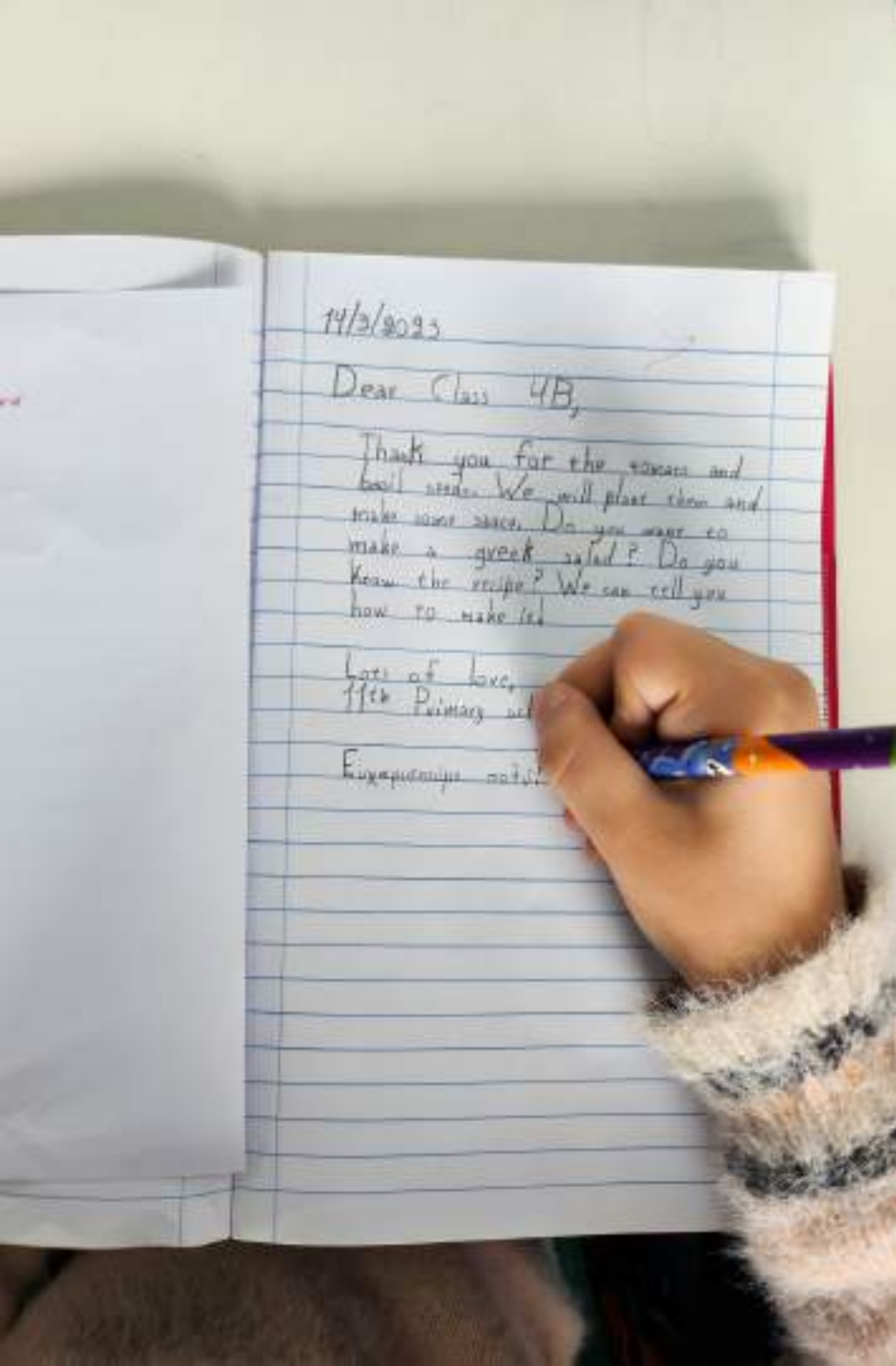
My students just received the seeds
from Sonia's class (Milan) and we are
too eager to start planting and sowing
them!!

Constantina
11th PRIMARY SCHOOL OF NEA
IONIA GREECE

Activities

Seeds from Italy are just in





14/3/2023

Dear Class 4B,

Thank you for the pizzas and
bowl salad. We will plant them and
make more sauce. Do you want to
make a greek salad? Do you
know the recipe? We can tell you
how to make it.

Love of love,
11th Primary school

Ευχαριστούμε πολύ



Activities

Thank you letter
from: 11th Primary School of Nea Ionia
to: Scuola Primaria E. Fermi - IC Via Maniago - MILAN (Italy)

Dear partners,
It was a really exciting day today:
we planted the seeds that students
from E.Fermi School were kind
enough to send us! We also decided
to make three different
self-watering pots -just like the
video you suggested.
Can't wait to see them grow!

Activities


Planting seeds

Students from the 11th Primary School of Nea Ionia, Greece are planting seeds from Italy in greek soil.





Indoor sowing activity
by cl. 3A-B-C Mattarello Primary school Trento (ITALY)



Indoor sowing activity
by cl. 3A-B-C Mattarello Primary school Trento (ITALY)



May garden

Constantina Zampouli 1 week ago



@Filippo Bampi you are a great inspiration. My students loved your song and are trying to do it in Greek... we'll see the outcome...in the main time here is our venture to our school garden in May. The Italian basil looks promising, but the pomodorini need more time.



Our garden in May



Kids of Mattarello

- a song by Filippo Bampi

(Verse 1)

In the small town of Mattarello,
We can breathe the air is mellow,
We love to play and have fun,
And we care for the earth we're living on.

(Verse 2)

Turn off lights when we leave a room,
Take shorter showers to save water too,
Walk or bike to school and back,
Tell our friends to do the same.

(Chorus)

We're the kids of Mattarello,
And we're here to save the earth, oh hello!
We'll plant trees and pick up trash,
And we'll make sure to recycle every piece of trash.

(Bridge)

We'll take care of the earth for future generations,
So they can live in a world full of green and clean sensations,
We'll do our part, big or small,
To make sure our planet is standing tall.

(Outro)

We're the kids of Mattarello,
And we're here to save the earth, oh hello!
We'll make a difference, one step at a time,
And together, we'll save our planet, oh it's sublime.

Kids of Mattarello

- a song by Filippo Bampi



Greek version of the Mattarello song

Dear partners,

Please find below our version of the song you created. Here are the lyrics in Greek:

Αναπνέουμε

Ο αέρος είναι απαλός

Μας αρέσει να παίζουμε

να διασκεδάζουμε

Η Γη είναι σημαντική

Σβήστε τα φώτα

Μη σπαταλάτε νερό

Περπατήστε

Πάρτε ποδήλατο αντί αυτοκίνητο

Πείτε στους φίλους να κάνουν το ίδιο

Τα παιδιά της Νέα Ιωνίας

Σας χαιρετούν!

Enjoy!

Students 11th Primary School of Nea Ionia




Drawings inspired by the Mattarello song



CEIP CIUDAD DE NARA TOLEDO. SPAIN

OUR AROMATIC GARDEN





MY CIUDAD DE NARA KEEPING OUR GREEN GARDEN

DIARY



CEIP CIUDAD DE NARA TOLEDO. SPAIN

9.-MODULE 5

Transplanting in the ground activities

Starting from February, we have sown basil, tomato and marigold. In the spring we transplanted the little plants: part in our school garden, part at home.

Class 4B

E. Fermi Primary School
IC VIA MANIAGO- Milan - Italy



Marigolds



Basil



Tomato

Activities

Outdoor activities

by cl. 4B

E. Fermi Primary school
Milan (ITALY)
IC VIA MANIAGO



Working in the garden



Our school garden

In our school garden we have a lot of different flowers and plants, to promote **biodiversity**.

Class 4B - E. Fermi Primary School - Milan - Italy



Marigolds ready to bloom



Flowers



Activities

Outdoor activities

by cl. 4B E. Fermi Primary school
Milan (ITALY)
IC VIA MANIAGO



Our tulips

Keeping our school green garden

We are observing a lot of vegetables that are growing in our school garden... And a little ladybug too!

Class 4B -

E. Fermi Primary School

IC VIA MANIAGO - Milan - Italy

Activities

Time to observe

Ladybug



Zucchini



Artichoke



Salad

Dear friends, yesterday we went in the garden and we collected some vegetables.

Class 4B

E. Fermi Primary School

IC VIA MANIAGO

Milan - Italy

Activities

Time to harvest

Salad



Greek salad; it was born from seeds that we received from Athens. Thanks!

Keeping our school green garden



Activities

Outdoor activities
by cl. 3A-B-C Mattarello Primary school Trento (ITALY)



Activities

Outdoor activities
by cl. 3A-B-C Mattarello Primary school Trento (ITALY)

10.-MODULE 6



Conclusion
Project evaluation



Lemon Melissa

Here's the recipe for our Lemon Melissa soft drink:

Ingredients:

Juice of 2 lemons

4-5 fresh lemon balm leaves (Melissa)

Sugar or simple syrup, to taste

Sparkling or still water

Instructions:

Start by squeezing the juice from the lemons into a pitcher or a glass.

Crush or muddle the lemon balm leaves slightly to release their flavors and add them to the pitcher.

Sweeten the lemon juice and lemon balm mixture with sugar or simple syrup according to your taste preferences. Stir well to dissolve the sweetener.

Fill the pitcher or glass with sparkling or still water.

(Optional) Add ice cubes to chill the drink and stir gently to combine all the ingredients.

Taste and adjust the sweetness or acidity as desired.

Serve the Lemon Melissa soft drink in glasses garnished with a lemon slice or a sprig of fresh lemon balm.

The homemade Lemon Melissa that follows the exact recipe we developed!
ENJOY!

IC Mattarello
Trento
Italy





FINAL QUESTIONNAIRE

Giovanna Ferrari 2 weeks ago

Pin



HI FRIENDS!

Here are the links to the 2 questionnaires - one for students and one for teachers - in order to evaluate the different aspects of the project and gather your feedback on the activities carried out and results achieved.

<https://forms.gle/6hfvBQDQD4kLJYxe9> FOR TEACHERS

<https://forms.gle/GPAvrQJbdkHXGJVn9> FOR STUDENTS

Enjoy!

Comment Like

0 1

THANKS TO ETWINNING!

Thanks to all the partners, for this wonderful experience!
We like the topic, and we like sharing our activities in the garden.

We like to send seeds and receive it. We like to study vegetables and see plants of other schools. A very great project!

IC VIA MANIAGO

Class 4B - Scuola Primaria E. Fermi - via Carnia 32 -
20132 MILANO - ITALY



30/05/2023

Thanks to etwinning...

I like to send seeds to Greece and Trento and receive it from them and like online meetings with Trento and Greece.

I like study vegetables. This project is so funny! Thanks for the seeds. This is my favourite project!♥

EΥΧΑΡΙΣΤΩ♥ THANK YOU♥

ДЯКУЮ♥ 謝謝♥ GRAZIE♥

GRACIAS♥

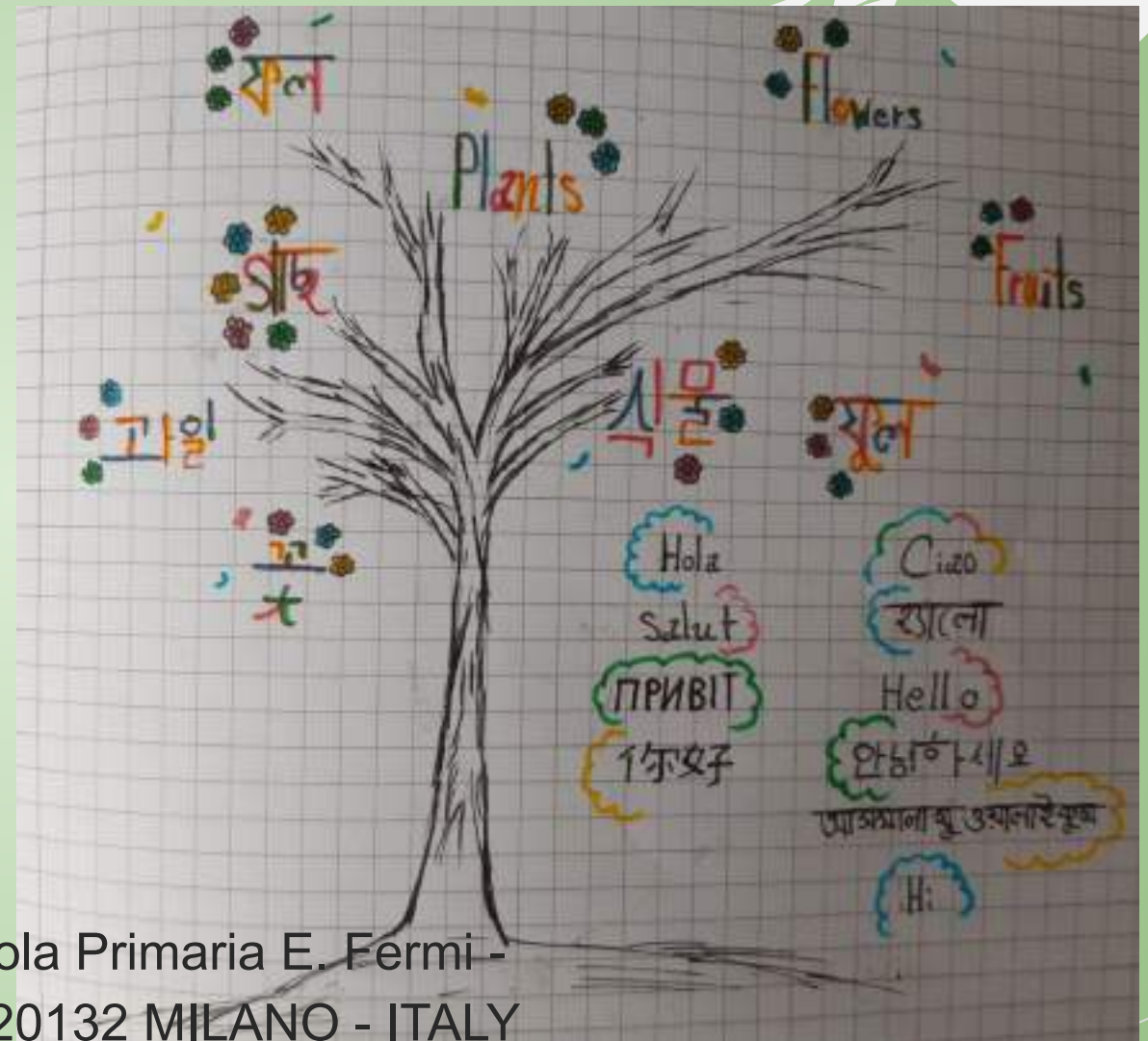
СПАСИБО♥

DZIEKU
JEŚĆ =

MULTUMESC♥
SALAMAT♥



THANKS TO ETWINNING!



Class 4B - Scuola Primaria E. Fermi -
via Carnia 32 - 20132 MILANO - ITALY
IC VIA MANIAGO

